


Features


- Heavy duty brass construction
- UL & CSA Rated
- Available in 1/2" size
- 400 WOG

Dimensions (mm)

Part	Size	L	H	D
GBV-F	1/2"	55	31	10
GBV-M	1/2"	64	31	10

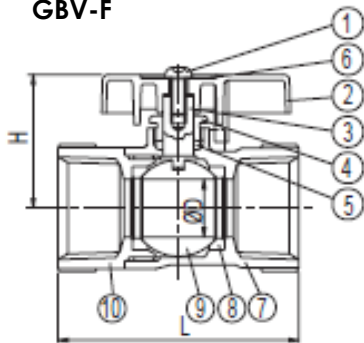


GBV-F

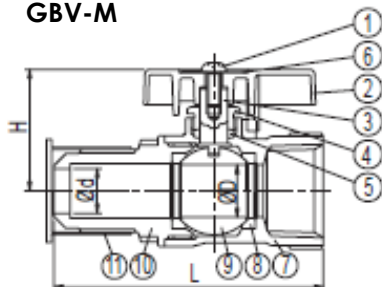


GBV-M

GBV-F



GBV-M



Material Specification

No.	Parts	Materials
1	Screw	Steel AISI-1010
2	Handle	Zinc Alloy B86
3	Stem	Brass B16-C36000
4	Stem Gland Screw	Brass B16-C36000
5	Gland Packing	Teflon PTFE
6	Name Plate	Aluminum B209-1100
7	Body	Brass B124-C37700
8	Ball Disc Packing	Teflon PTFE
9	Ball Disc	Brass B16-C36000
10	End Plug	Brass B124-C37700
11	Thread Cover	Plastic Commercial